

**R-917F-0**

Ladies' Short Sleeve Classic Twill Shirt



We've brought the classic twill shirt into the 21st century. Soft twill fabric, a relaxed styling and modern design features, breathing new life into an old favourite.

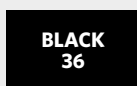

- Soft to touch peached fabric
- Relaxed collar
- Stylish double buttoned rounded edge cuff
- Decorative fabric patch below back yoke
- Pointed fabric patches on side seam hem
- Dye-to-match grosgrain tape along neck seam
- Curved hem
- Spare buttons

**MATERIAL:**
100% Cotton Twill**WEIGHT:**
130g/m²**PACKING:**
Pack 1; Carton 12**LAUNDRY CARE:**
Suitable for 40°C wash and tumble dry**ORIGIN:**
Sri Lanka

		XS	S	M	L	XL	2XL
Your body measurement							
Dress Size	Continent	34	36	38	40	42	44
	UK	8	10	12	14	16	18
	France	36	38	40	42	44	46
To fit chest	Italy	40	42	44	46	48	50
	cm	77/82	82/87	87/92	92/97	97/104	104/112
	Ins	30/32	32/34	34/36	36/38	38/41	41/44
Garment dimensions							
Chest Size: cm		90	97	102	107	115	123
Back Length: cm		61	63	65	66	67	68

DECORATOR NOTES

Back yoke design with fabric patch enhances the effect of decoration on back yoke and main back areas.

**COLOURS****WHITE 30**
PANTONE®
FABRIC: 11-0601 TPX
PAPER: 7541 C
C:0 M:0 Y:0 K:0**BLACK 36**
PANTONE®
FABRIC: 19-4005 TPX
PAPER: BLACK C
C:100 M:50 Y:50 K:100**KHAKI 3M**
PANTONE®
FABRIC: 15-1116 TPX
PAPER: 7536 C
C:0 M:10 Y:25 K:28**BLUE BL**
PANTONE®
FABRIC: 16-4019 TPX
PAPER: 645 C
C:48 M:27 Y:0 K:0**FRENCH NAVY FN**
PANTONE®
FABRIC: 19-4010 TPX
PAPER: 532 C
C:100 M:85 Y:35 K:55**ZINC XW**
PANTONE®
FABRIC: 19-4104 TPX
PAPER: 432 C
C:42 M:12 Y:5 K:86



Wir haben das klassische Twill-Hemd fürs 21. Jahrhundert fit gemacht. Weiches Twill-Gewebe, legerer Schnitt und moderne Designakzente - ein echter Klassiker im neuen Look.

- Weiches gepeachtes Material
- Legerer Button-Down-Kragen
- Brusttasche links
- Dekorative Stoffflasche an Schulterpasse
- V-förmiger Einsatz an Seitennaht
- Farblich passendes Nackenband mit Fischgrätmuster
- Abgerundeter Saum
- Ersatzknöpfe


MATERIAL:

100% Baumwoll-Twill


GEWICHT:

 130g/m²

VERPACKUNG:

Pack 1; Karton 12


WASCHANLEITUNG:

Geeignet für 40° Wäsche und Wäschetrockner


HERKUNFT:

Sri Lanka

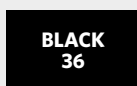
		XS	S	M	L	XL	2XL
Ihre Körper Maße							
Konfektionsgröße	Kontinent	34	36	38	40	42	44
	UK	8	10	12	14	16	18
	Frankreich	36	38	40	42	44	46
	Italien	40	42	44	46	48	50
Brustumfang	cm	77/82	82/87	87/92	92/97	97/104	104/112
	Ins	30/32	32/34	34/36	36/38	38/41	41/44

Kleidergrößen							
Brustumfang: cm		90	97	102	107	115	123
Rückenlänge: cm		61	63	65	66	67	68

HINWEISE ZUR VEREDLUNG

Die mit dekorativer Stoffflasche gestaltete Rückenpasse betont die Veredelung auf der Passe sowie im übrigen Rückenbereich.


FARBEN

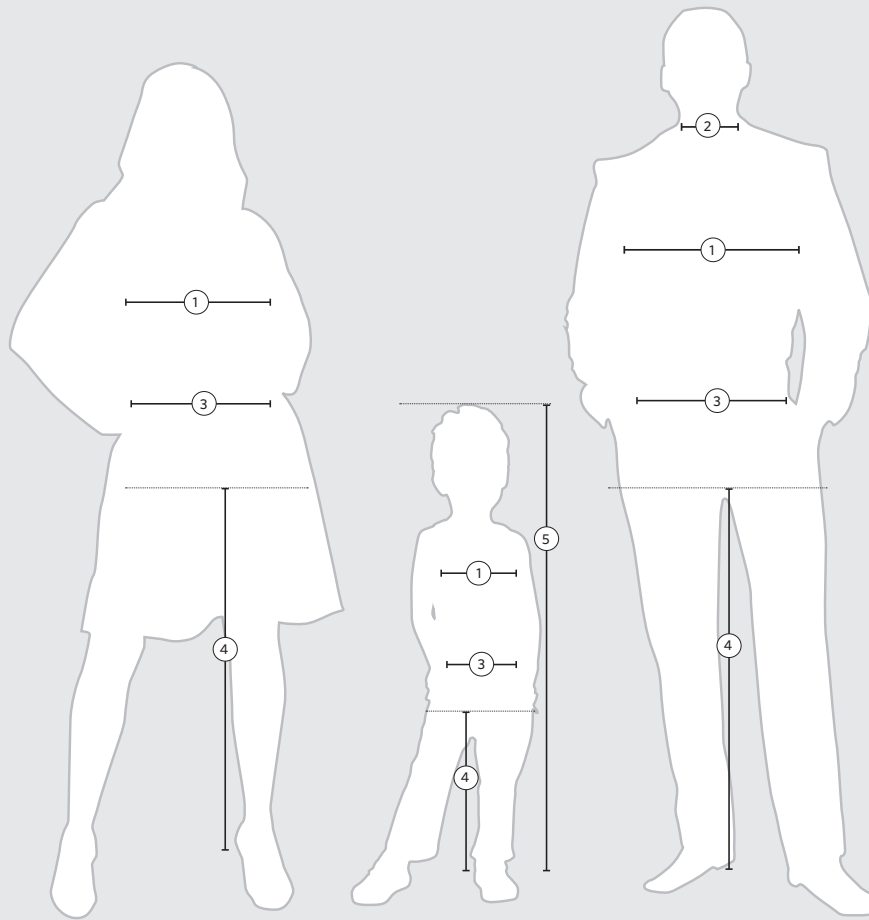
 PANTONE®
 FABRIC: 11-0601 TPX
 PAPER: 7541 C
 C:0 M:0 Y:0 K:0

 PANTONE®
 FABRIC: 19-4005 TPX
 PAPER: BLACK C
 C:100 M:50 Y:50 K:100

 PANTONE®
 FABRIC: 15-1116 TPX
 PAPER: 7536 C
 C:0 M:10 Y:25 K:28

 PANTONE®
 FABRIC: 16-4019 TPX
 PAPER: 645 C
 C:48 M:27 Y:0 K:0

 PANTONE®
 FABRIC: 19-4010 TPX
 PAPER: 532 C
 C:100 M:85 Y:35 K:55

 PANTONE®
 FABRIC: 19-4104 TPX
 PAPER: 432 C
 C:42 M:12 Y:5 K:86



All of our measurements are based on actual "To Fit" body sizes and not the size of the actual garment itself e.g. a polo shirt with a chest to fit size of 92-97cms / 36-38" will fit someone with similar chest measurements; trousers with a waist to fit of 50 Europe / 34" will fit someone with similar waist measurements etc.

To help you select the most appropriate size of garment(s) please refer to our measuring tips below.

Chest

Men: measure around the fullest part of the chest, 2.5cms below the underarm area ①

Women: measure around the fullest part of the bust ①

Children: measure under the arms around the fullest part of the chest ①

Collar

Men: measure around the base of the neck ②

Waist

All: measure around the natural waist, ensuring the measuring tape is kept taut ③

Leg Length

All: measure from the top of the inside leg at the crotch down to where trousers are normally worn with shoes ④

Height

Children: standing still, with feet together and flat on the floor, measure from the top of the head to the ground ⑤



Size Guide

All Products (excl. Shirts, Trousers, Shorts & Sweatpants)

Ladies'	XXS	XS	S	M	L	XL	2XL	3XL	4XL	5XL	6XL
Chest to fit (CM)	72-77	77-82	82-87	87-92	92-97	97-102	102-107	107-112	112-117	117-122	122-127
Chest to fit (INS)	28-30	30-32	32-34	34-36	36-38	38-40	40-42	42-44	44-46	46-48	48-50

Dress Size

UK	6	8	10	12	14	16	18	20	22	24	26
France	34	36	38	40	42	44	46	48	50	52	54
Italy	38	40	42	44	46	48	50	52	54	56	58
Germany/Europe	32	34	36	38	40	42	44	46	48	50	52

Men's	XXS	XS	S	M	L	XL	2XL	3XL	4XL	5XL	6XL
Chest to fit (CM)	82-87	87-92	92-97	97-102	102-107	107-112	112-117	117-122	122-127	127-132	132-137
Chest to fit (INS)	32-34	34-36	36-38	38-40	40-42	42-44	44-46	46-48	48-50	50-52	52-54

Shirts

Ladies'	XXS	XS	S	M	L	XL	2XL	3XL	4XL	5XL	6XL
Chest to fit (CM)	72-77	77-82	82-87	87-92	92-97	97-104	104-112	112-120	120-130	130-137	137-144
Chest to fit (INS)	28-30	30-32	32-34	34-36	36-38	38-41	41-44	44-47	47-51	51-54	54-57

Dress Size

UK	6	8	10	12	14	16	18	20	22	24	26
France	34	36	38	40	42	44	46	48	50	52	54
Italy	38	40	42	44	46	48	50	52	54	56	58
Germany/Europe	32	34	36	38	40	42	44	46	48	50	52

Men's	S	M	L	XL	2XL	3XL	4XL	5XL	6XL
Collar to fit (CM)	37-38	39-40	41-42	43-44	45-46	47-48	49-50	51-52	53-54
Dual Collar Sizes (INS)	14.5/15	15.5	16/16.5	17/17.5	18	18.5/19	19.5	20	21
Individual Collar Sizes (INS)	14.5 15	15.5	16 16.5	17 17.5	18	18.5 19	19.5	20	21
Chest to fit (CM)	92-97	97-102	102-107	107-112	112-117	117-122	122-127	127-132	132-137
Chest to fit (INS)	36-38	38-40	40-42	42-44	44-46	46-48	48-50	50-52	52-54

Trousers & Shorts

UK (INS)	28	30	32	34	36	38	40	42	44	46	48
EUROPE	44	46	48	50	52	54	56	58	60	62	64

	Short	Regular	Long
Leg Length (CM)	76	81	86
Leg Length (INS)	30	32	34

Sweatpants

	S	M	L	XL
UK (INS)	30	32	34	36
Europe	46	48	50	52

Blazers

Girls'															
Chest to fit (CM)	68	71	73	76	79	81	84	86	89	91	96	101	106	112	117
Chest to fit (INS)	27	28	29	30	31	32	33	34	35	36	38	40	42	44	46

Boys'																
Chest to fit (CM)	71	73	76	79	81	84	86	89	91	94	96	101	106	112	117	122
Chest to fit (INS)	28	29	30	31	32	33	34	35	36	37	38	40	42	44	46	48

All Children's Products (excl. Sweatpants)

	XS	S	M	L	XL	2XL	3XL	4XL
Age (Years)	1-2	3-4	5-6	7-8	9-10	11-12	13-14	15-16
Height (CM)	90	104	116	128	140	152	164	176
Chest to fit (CM)	51-56	56-63	63-71	71-76	76-81	81-86	86-91	91-96
Chest to fit (INS)	20-22	22-25	25-28	28-30	30-32	32-34	34-36	36-38

Sweatpants (Children)

	S	M	L	XL	2XL
Age (Years)	3-4	5-6	7-8	9-10	11-12
Height (CM)	104	116	128	140	152
Waist to fit (CM)	53	55	58	61	66
Waist to fit (INS)	21	22	23	24	26